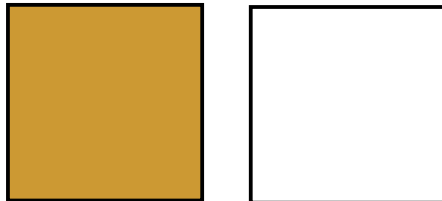



# Quilt Patterns For Beginners.


by  
Ale Balanzario



1. Cut 2 squares 5 x 5" in white and 2 in beige.  
1. Cortar 2 cuadros de 5 x 5 pulgadas en blanco y 2 cuadros en beige.

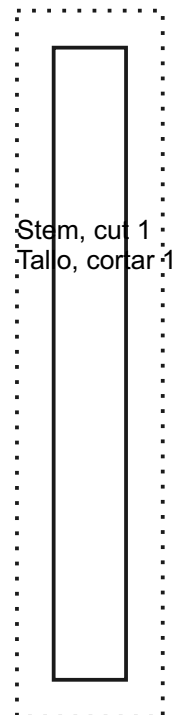
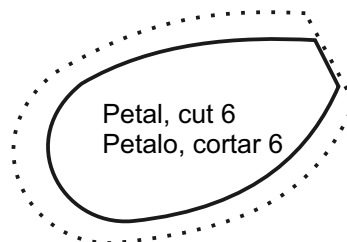
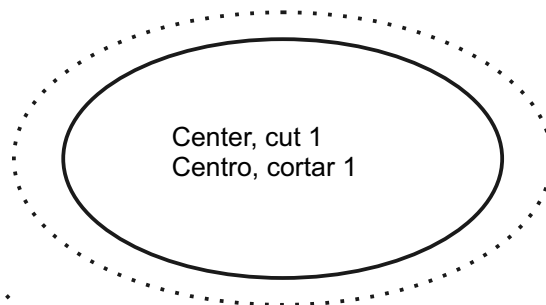
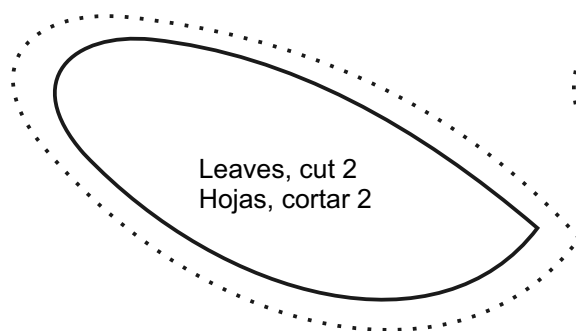


2. Sew one white square to one beige square. Make two lines the same.  
2. Coser un cuadro blanco a un cuadro beige, hacer dos líneas iguales.



3. Sew the two lines together.  
3. Coser las dos líneas de cuadros juntas para hacer el cuadro o bloque.

4. Iron  
4. Planchar.



— Cut paper.  
Cortar papel.  
..... Cut fabric.  
Cortar tela.