



Snowman Pillowcase

by *Alex Balanzario*

Funda Para Cojin "Muneco de Nieve"

Actual size of the central block for the
Snowman Pillowcase FREE pattern

Tamaño normal del cuadro central para
la funda para cojin del Muneco de Nieve



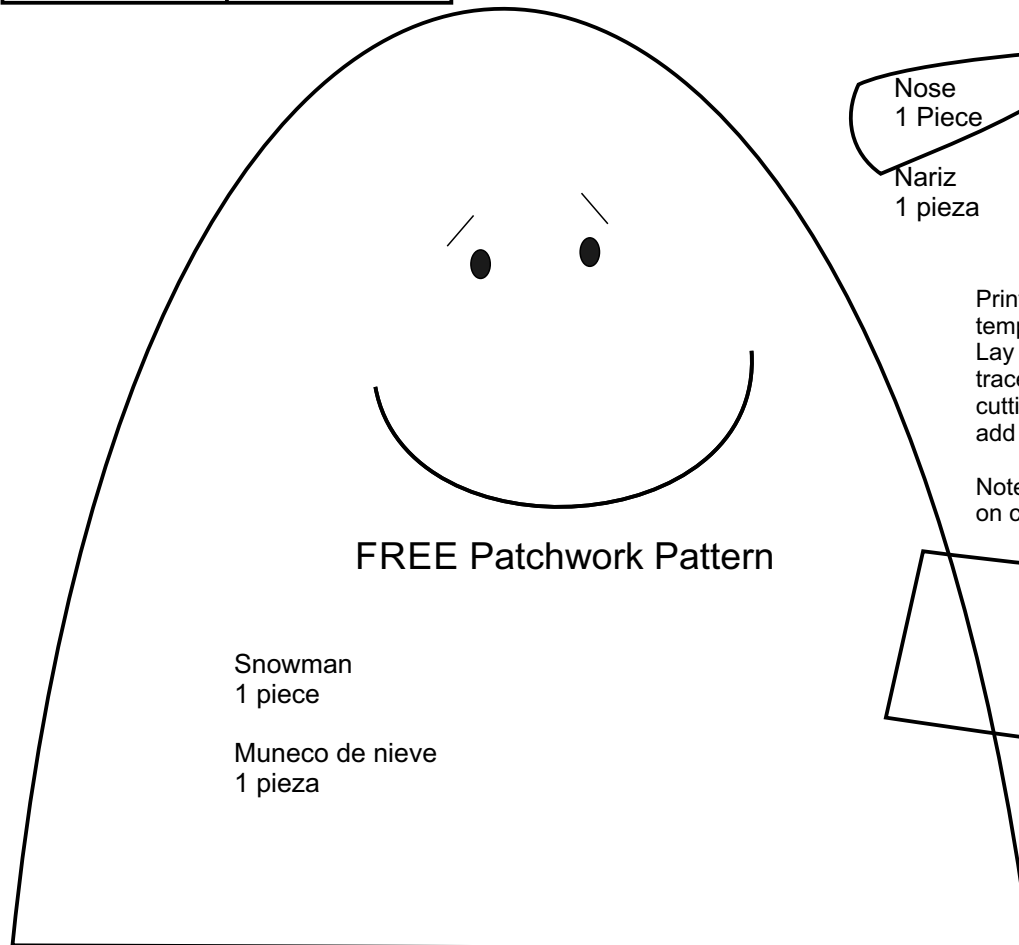
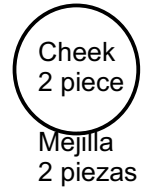
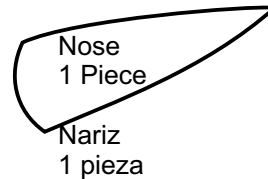
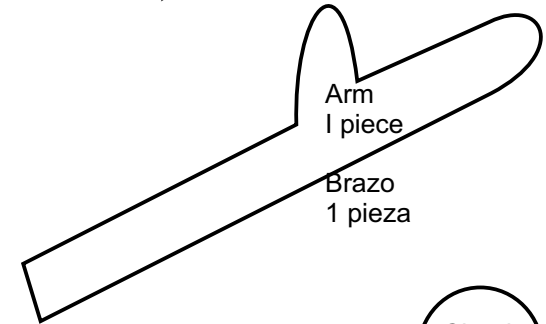

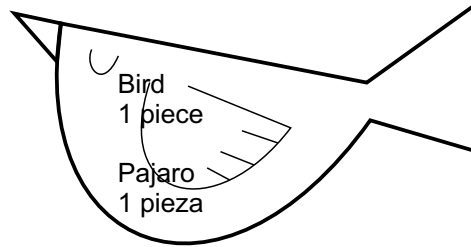
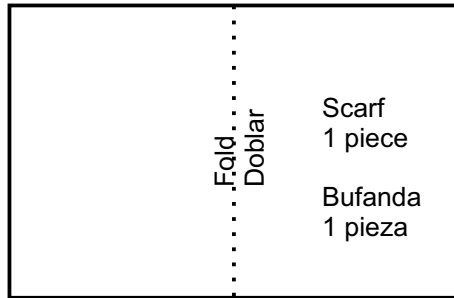
<https://alejandrasquiltstudio.com>

<https://alecoseycose.com>

Snowman Pillowcase

Funda Para Cojín "Muneco de Nieve"

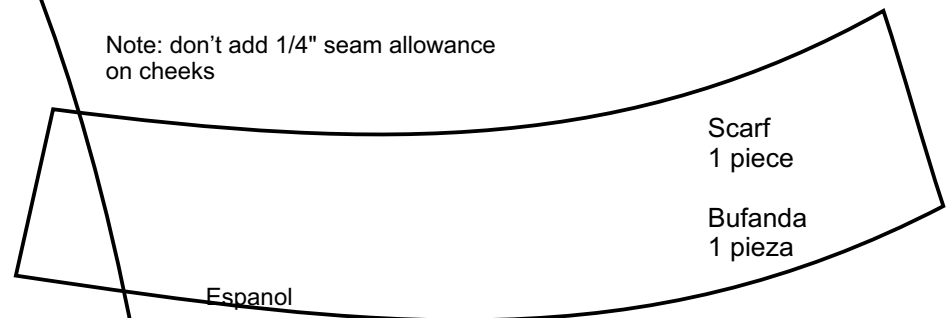
by *Alex Balanzario*



FREE Patchwork Pattern

Print out this page and cut out each template.
Lay each template on the fabric and trace it with the help of a pencil, when cutting out each piece from the fabric add 1/4" for the seam

Note: don't add 1/4" seam allowance on cheeks



Espanol

Imprime la pagina y corta cada molde.
Pon cada molde sobre la tela y marcar la orilla del molde con un lapiz.
Al recortar cada pieza de la tela, aumenta 1/4 de pulgada para la costura.

Nota: No aumentar el 1/4 de pulgada en los circulos para las mejillas.